

# Puzzle – articulation

L'image et les pièces (grille avec images) sont à imprimer en recto-verso. **Attention**, le recto-verso doit se faire sur le bord court sinon l'image et le puzzle seront à l'envers.

 Je n'ai pas apposé le nom de ma page sur les puzzles afin de ne pas gâcher le dessin. Je vous demande donc de **respecter mon travail** en ne le **vendant pas** ou en vous l'appropriant (principes de base mais j'aime toujours le rappeler !!). Une publication a déjà été rédigée à ce sujet et a même été épinglée sur ma page : emilles idées de logopède → n'hésitez pas à aller y jeter un oeil si cela n'est pas clair 😊

Je mets tout ceci à votre disposition avec grand plaisir donc veuillez respecter mon travail en **mentionnant** bien la **source** si vous souhaitez le **partager** à une tierce personne, à un.e collègue ou que sais-je . . . 😊



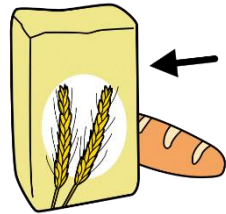




D'avance : Bon amusement !

Facebook : emilles idées de logopède







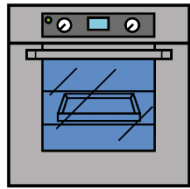
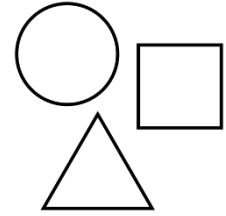



Sources des images : <https://arasaac.org/pictograms/search> ; <https://fr.freepik.com/>



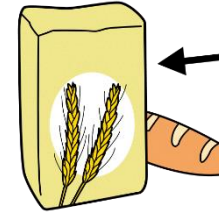





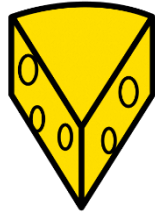

*/f/ position initiale*






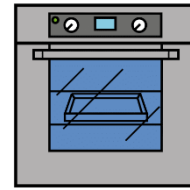
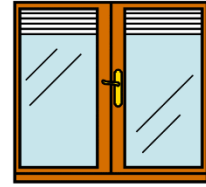

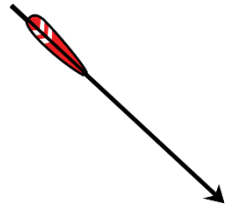
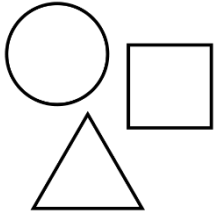






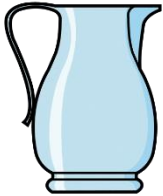

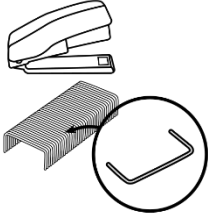













*/f/ position finale*





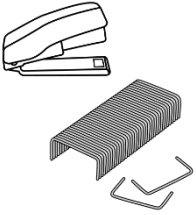







	<h1>9</h1>	
		
		

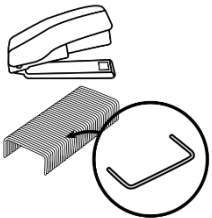

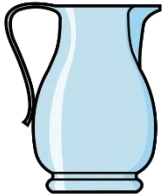







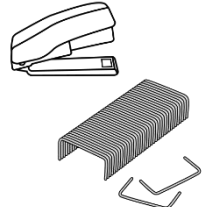








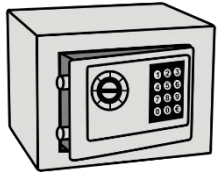
Planche 1			
			
			

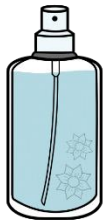

Planche 2		<h1>9</h1>	
			
			

*/f/ position médiane*




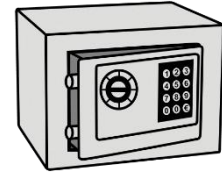




**ABC...**





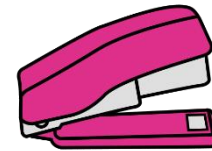










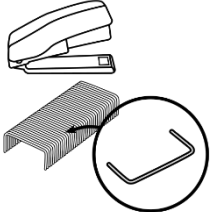

















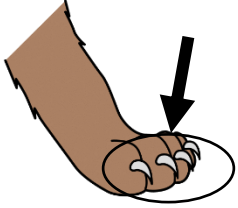
**ABC...**






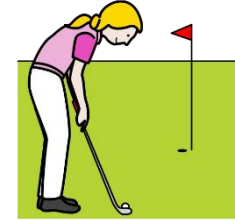

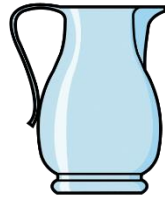



*/f/ trois positions*








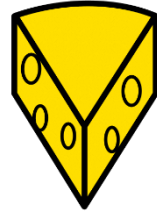



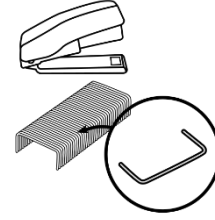

				
				
				
				






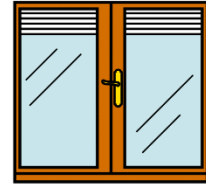


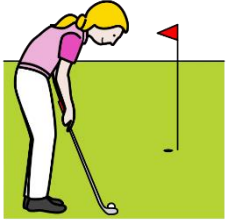




9







9





Puzzle articulation du phonème /f/  
Thème : les dinosaures